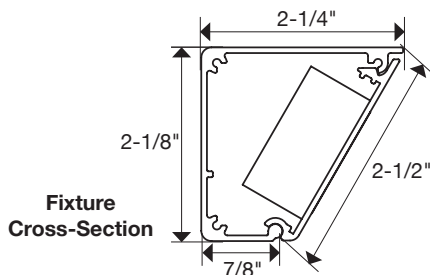


24 in. fixture shown in Bronze with Black receptacles
TR24-2BD-P-BZ



DUPLEX RECEPTACLE ANGLE POWER STRIP

PART NUMBER	DESCRIPTION	LENGTH	NUMBER OF DUPLEX RECEPTACLES	RECEPTACLE COLOR	FINISH OPTION
TR9-1ColorD-P-Finish	9" TR Series Angle Power Strip with 1 Duplex Receptacle.	9"	1	B, G, W	BK, BZ, SN, WT
TR12-1ColorD-P-Finish	12" TR Series Angle Power Strip with 1 Duplex Receptacle.	12"	1	B, G, W	BK, BZ, SN, WT
TR18-2ColorD-P-Finish	18" TR Series Angle Power Strip with 2 Duplex Receptacles.	18"	2	B, G, W	BK, BZ, SN, WT
TR24-2ColorD-P-Finish	24" TR Series Angle Power Strip with 2 Duplex Receptacles.	24"	2	B, G, W	BK, BZ, SN, WT
TR30-2ColorD-P-Finish	30" TR Series Angle Power Strip with 2 Duplex Receptacles.	30"	2	B, G, W	BK, BZ, SN, WT
TR36-2ColorD-P-Finish	36" TR Series Angle Power Strip with 2 Duplex Receptacles.	36"	2	B, G, W	BK, BZ, SN, WT
TR42-3ColorD-P-Finish	42" TR Series Angle Power Strip with 3 Duplex Receptacles.	42"	3	B, G, W	BK, BZ, SN, WT
TR48-3ColorD-P-Finish	48" TR Series Angle Power Strip with 3 Duplex Receptacles.	48"	3	B, G, W	BK, BZ, SN, WT
TR60-4ColorD-P-Finish	60" TR Series Angle Power Strip with 4 Duplex Receptacles.	60"	4	B, G, W	BK, BZ, SN, WT
TR72-4ColorD-P-Finish	72" TR Series Angle Power Strip with 4 Duplex Receptacles.	72"	4	B, G, W	BK, BZ, SN, WT

Custom lengths and device placements available. Contact Design Services at 866-848-9094.

Blue indicates customer choice. Color indicates receptacle color. Finish indicates fixture finish color.

FEATURES

- Low profile – 2-1/8"
- 120 volt fixture
- 20 amp tamper-resistant duplex receptacles
- Custom options include: USB ports, switches, phone jacks, cable jacks, data ports, HDMI ports, and more
- 5-year limited warranty
- Designed for indoor application
- Simple to install with wood screws and wall anchors (included with fixture)

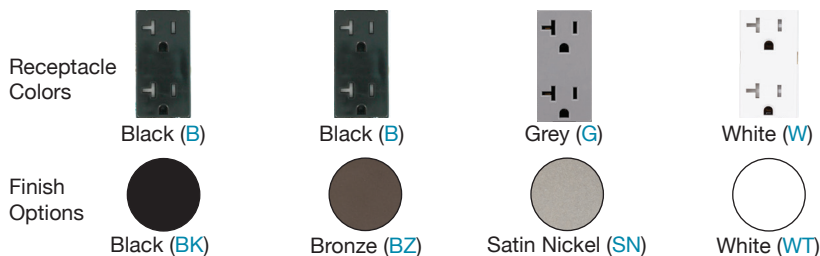
TECHNICAL INFORMATION

Series	TR Series
Input Voltage	120 volt
Amps	20 amp
Rating	cULus Listed
Mounting	Wood Screws and Wall Anchors (included)
Wiring	12 gauge Romex for receptacles
Environment	Dry locations
Construction Material	Powder coated aluminum

APPLICATIONS

- Kitchens
- Bathrooms
- Offices and computer labs
- Islands
- Shops and garages

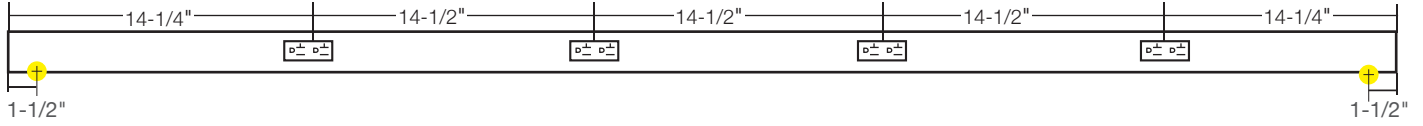
RECEPTACLE COLOR & FINISH OPTIONS



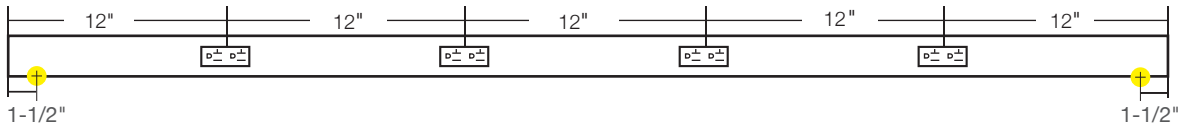
OPTIONAL INSTALLATION COMPONENTS

PART NUMBER	DIMENSIONS	DESCRIPTION
TR-SQ-JB-P-Finish	3" x 3" x 2-1/8"	Square junction box. Available in Black (BK), Bronze (BZ), Satin Nickel (SN), and White (WT).
TR-BLANK-P-Finish	Varies by order.	TR Series blank filler. Order per linear foot. Available in Black (BK), Bronze (BZ), Satin Nickel (SN), and White (WT).

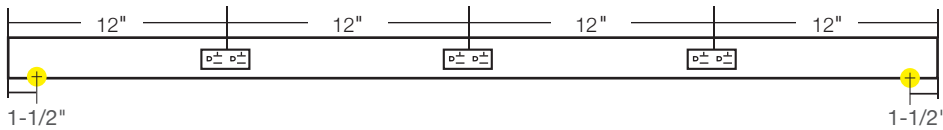
72" Fixture – TR72-4ColorD-P-Finish



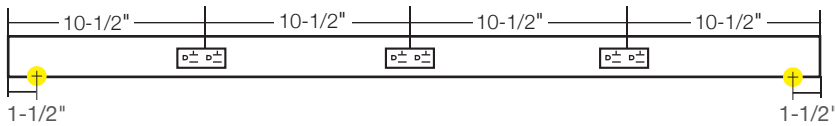
60" Fixture – TR60-4ColorD-P-Finish



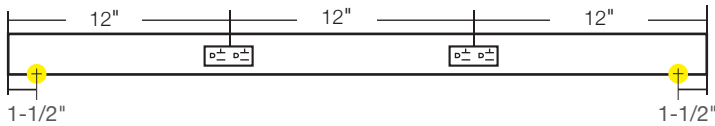
48" Fixture – TR48-3ColorD-P-Finish



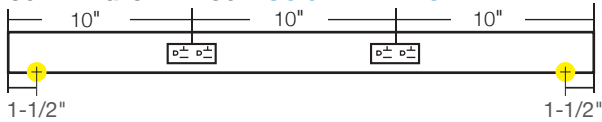
42" Fixture – TR42-3ColorD-P-Finish



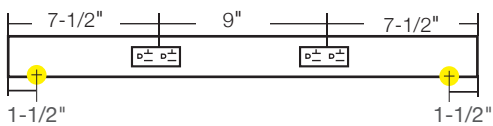
36" Fixture – TR36-2ColorD-P-Finish



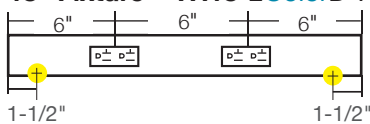
30" Fixture – TR30-2ColorD-P-Finish



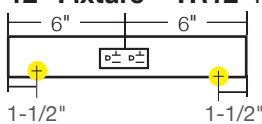
24" Fixture – TR24-2ColorD-P-Finish



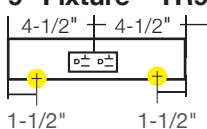
18" Fixture – TR18-2ColorD-P-Finish




12" Fixture – TR12-1ColorD-P-Finish




9" Fixture – TR9-1ColorD-P-Finish



LEGEND

 = Knock-out (all knock-outs are located on the back side of fixture and are 1-1/2" from the end)

 = 20 amp standard duplex receptacle available in Black (B), Grey (G), or White (W)

CUSTOM OPTIONS/DETAILS

- Custom lengths from 7" – 92" (larger sizes will have a seam when assembled)
- Additional devices
- Custom location of devices
- Receptacles must be a minimum of 5" apart (on center)
- Receptacles must be a minimum of 3" from the end. **Knockout cannot be behind device.**
- Custom charges may apply — Call Design Services at 866-848-9094 for a quote, lead time, and assistance with your custom order

Color Key:
 B = Black
 G = Grey
 W = White
 R = Red
 O = Orange

CUSTOM LENGTHS AND DEVICE OPTIONS

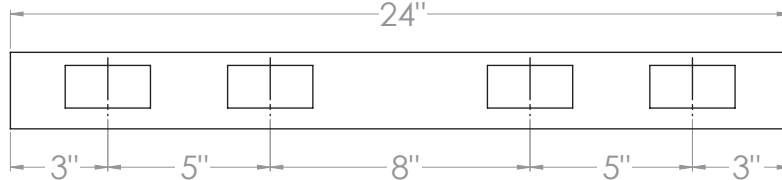
Contact Design Services at 866-848-9094 or e-mail DesignAndSupport@TaskLighting.com for help with custom orders

Custom lengths to the 1/4" from 7" – 92" (sizes over 92" available but will have a seam showing)

Additional devices and placement options available


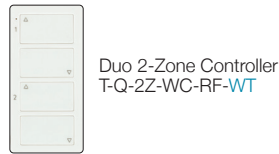
Receptacles must be placed a minimum of 3" from each end of the fixture to the center of a receptacle and a minimum of 5" apart (from the center of one receptacle to the center of the next)

EXAMPLE FOR RECEPTACLE PLACEMENT



SWITCHES THAT CAN BE ADDED

Part Number	Description	Color
T-T-1Z-WC-RF-Color	TandemLED™ smart control wireless on / off / dimming controller – compatible with TandemLED™ products	B, G, W
T-Q-1Z-WC-RF-Color	1-Zone Uno wireless on / off / dimming controller	B, G, W
T-Q-2Z-WC-RF-Color	2-Zone Duo wireless on / off / dimming controller	B, G, W
T-Q-4Z-WC-RF-Color	4-Zone Quattro wireless on / off / dimming controller	B, G, W
T-C-RGBWC-RF-Color	Multi-color RGB wireless on / off / dimming controller	B, G, W
TRO-SPS-Color	Decora single-pole rocker switch	B, G, W
TRO-SPS-20A-Color	Decora 20 amp single-pole rocker switch	B, G, W
TRO-3WS-Color	Decora 3-way rocker switch	B, G, W
TRO-3WS-20A-Color	Decora 20 amp 3-way rocker switch	B, G, W
TRO-4WS-Color	Decora 4-way rocker switch	B, G, W
TRO-DS-2SPS-Color	Decora double switch	B, G, W
TRO-DS-(2)3WS-Color	Decora double switch with two 3-way	B, W
TRO-DS-1P/3P-Color	Decora double switch with single-pole and 3-way	B, G, W
TRO-TS-3SPS-Color	Decora triple switch with three single-pole switches	B, W



RECEPTACLES THAT CAN BE ADDED

Part Number	Description	Color
TRO-15A-REC-Color	15 amp tamper-resistant duplex receptacle	B, G, W
TRO-20A-REC-Color	20 amp tamper-resistant duplex receptacle	B, G, W
TRO-HG-20-REC-Color	20 amp tamper-resistant, hospital grade duplex receptacle. Call for availability on Red (R) and Orange(O)	B, G, W, R, O



Color Key:
 B = Black
 G = Grey
 W = White

RECEPTACLE COMBOS THAT CAN BE ADDED

Part Number	Description	Color
TRO-USB/REC-Color	Combination 2.4 amp USB ports and 15 amp receptacle	B, G, W
TRO-CB-1P/REC-Color	Combination single-pole switch and 15 amp receptacle	B, G, W
TRO-CB-3P/REC-Color	Combination 3-way switch and 15 amp receptacle	B, G, W



TRO-USB/REC



TRO-CB-1P/REC



TRO-CB-3P/REC

CONNECTORS THAT CAN BE ADDED

Part Number	Description	Color
TRO-CJ-Color	Decora style cable jack, "F" style, for 75 Ohm coaxial cable	B, G, W
TRO-PJ-Color	Decora style 6 conductor telephone jack	B, G, W
TRO-HDMI-Color	Decora HDMI port connector	W



TRO-CJ



TRO-PJ



TRO-HDMI

PORT FRAMES THAT CAN BE ADDED

Part Number	Description	Color
TRO-2Port-Color	Decora insert for 2 snap-in connectors for voice, data, & video	B, G, W
TRO-3Port-Color	Decora insert for 3 snap-in connectors for voice, data, & video	B, G, W
TRO-4Port-Color	Decora insert for 4 snap-in connectors for voice, data, & video	B, G, W
TRO-6Port-Color	Decora insert for 6 snap-in connectors for voice, data, & video	B, G, W



TRO-2PORT



TRO-3PORT



TRO-4PORT



TRO-6PORT

SNAP-IN CONNECTORS THAT CAN BE ADDED

Part Number	Description	Color
TRO-CON-Blank-Color	Blank insert used to cover up any unused opening in any port frames	B, G, W
TRO-CON-CAT6-Color	Snap-in data cat6, 8 conductor channel rated connector. 250MHZ	B, G, W
TRO-CON-CJ-Color	Snap-in cable jack	B, G, W
TRO-CON-PJ-8-Color	8 conductor USOC voice grade phone (jack) connector	B, G, W
TRO-CON-HDMI-Color	HDMI feed through quick port connector	B, W



TRO-CON-BLANK



TRO-CON-CAT6



TRO-CON-CJ



TRO-CON-PJ



TRO-CON-HDMI

INTEGRAL POWER SUPPLIES – USE WITH LED LIGHTING

Part Number	Description
TRO-LPV-20W-12V	12V DC 20 watt LED power supply (use with wireless dimming system)
TRO-LPV-35W-12V	12V DC 35 watt LED power supply (use with wireless dimming system)



TRO-LPV