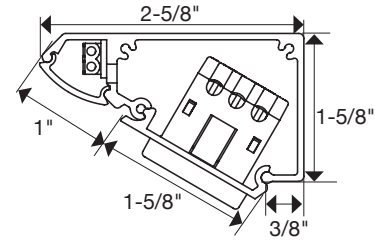


24-1/2 in. fixture shown in Satin Nickel
with Grey receptacles and Grey switch
LP24QD8NDGSN30



Fixture
Cross-Section











HIGHER LIGHT OUTPUT – 6 WATTS PER FOOT

PART NUMBER	DESCRIPTION	LENGTH	# OF RECEPT.	RECEPT. COLOR	FINISH OPTION	LUMENS Based on 3000K (approx. per fixture)	KELVIN TEMP.
LP10HR3NDColorFinishTemp	10-1/2" DV Series LPS with 1 Single Receptacle. 3 watts per fixture. External power supply required.	10-1/2"	1	B, G, W	BK, BZ SN, WT	300	2700K (27) 3000K (30) 4000K (40) 5000K (50)
LP12HR6NDColorFinishTemp	12-1/2" DV Series LPS with 2 Single Receptacles. 6 watts per fixture. External power supply required.	12-1/2"	2	B, G, W	BK, BZ SN, WT	600	2700K (27) 3000K (30) 4000K (40) 5000K (50)
LP18HR9NDColorFinishTemp	18-1/2" DV Series LPS with 2 Single Receptacles. 9 watts per fixture. External power supply required.	18-1/2"	2	B, G, W	BK, BZ SN, WT	900	2700K (27) 3000K (30) 4000K (40) 5000K (50)
LP24HR12NDColorFinishTemp	24-1/2" DV Series LPS with 4 Single Receptacles. 12 watts per fixture. External power supply required.	24-1/2"	4	B, G, W	BK, BZ SN, WT	1200	2700K (27) 3000K (30) 4000K (40) 5000K (50)
LP30HR15NDColorFinishTemp	30-1/2" DV Series LPS with 4 Single Receptacles. 15 watts per fixture. External power supply required.	30-1/2"	4	B, G, W	BK, BZ SN, WT	1500	2700K (27) 3000K (30) 4000K (40) 5000K (50)
LP36HR18NDColorFinishTemp	36-1/2" DV Series LPS with 4 Single Receptacles. 18 watts per fixture. External power supply required.	36-1/2"	4	B, G, W	BK, BZ SN, WT	1800	2700K (27) 3000K (30) 4000K (40) 5000K (50)
LP42HR21NDColorFinishTemp	42-1/2" DV Series LPS with 5 Single Receptacles. 21 watts per fixture. External power supply required.	42-1/2"	5	B, G, W	BK, BZ SN, WT	2100	2700K (27) 3000K (30) 4000K (40) 5000K (50)
LP48HR24NDColorFinishTemp	48-1/2" DV Series LPS with 5 Single Receptacles. 24 watts per fixture. External power supply required.	48-1/2"	5	B, G, W	BK, BZ SN, WT	2400	2700K (27) 3000K (30) 4000K (40) 5000K (50)
LP60HR30NDColorFinishTemp	60-1/2" DV Series LPS with 7 Single Receptacles. 30 watts per fixture. External power supply required.	60-1/2"	7	B, G, W	BK, BZ SN, WT	3000	2700K (27) 3000K (30) 4000K (40) 5000K (50)
LP72HR36NDColorFinishTemp	72-1/2" DV Series LPS with 8 Single Receptacles. 36 watts per fixture. External power supply required.	72-1/2"	8	B, G, W	BK, BZ SN, WT	3600	2700K (27) 3000K (30) 4000K (40) 5000K (50)

Blue indicates customer choice. Color indicates receptacle color, Finish indicates fixture finish color, and Temp indicates Kelvin Temperature

RECEPTACLE COLOR & FINISH OPTIONS

Receptacle Colors				
	Black (B)	Black (B)	Grey (G)	White (W)
Finish Options				
	Black (BK)	Bronze (BZ)	Satin Nickel (SN)	White (WT)



External Power Supply RM Series

Tamper-Resistant Single Receptacle Lighted Power Strip



FEATURES

- Low profile – 1-5/8"
- Remote power supply (order separately)
- High LED diode density boards creates No Dot effect
- 120 volt fixture
- 15 amp tamper-resistant single receptacles
- 5-year limited warranty
- Custom options available – custom lengths and receptacle placement. Optional rocker switch/ placement available
- Designed for indoor application
- Simple to install fully assembled fixture with wood screws and wall anchors (included with fixture)
- Dimming requires a dedicated circuit for the lighting

APPLICATIONS

- Kitchens
- Bathrooms
- Offices and computer labs
- Islands
- Shops and garages

TECHNICAL INFORMATION

Series	LPS RM Series
Input Voltage	120 volts
Amps	15 amp
Color Temperature (Kelvin)	Warm white 2700K (27) Soft white 3000K (30) Cool white 4000K (40) Daylight white 5000K (50)
CRI (Color Rendering Index)	90+
Wattage	1/2 watt LEDs
Lumens	600 lumens per foot
Max Run	Refer to power supply specs
Cuttable	No
IP Rating	----
Dimmable	5% – 100%
Rating	cULus Listed
Rated Life	50,000 hrs
LED Beam Angle	120°
LED Spacing	1/4"
LED Board	6" or 12"
Mounting	Wood Screws and Wall Anchors (included)
Wiring	12 gauge Romex for receptacles 18-20 gauge wire for LEDs
Environment	Dry locations
Construction Material	Powder coated aluminum, IR Acrylic (lens)
Warranty	5 years

COMPATIBLE POWER SUPPLIES

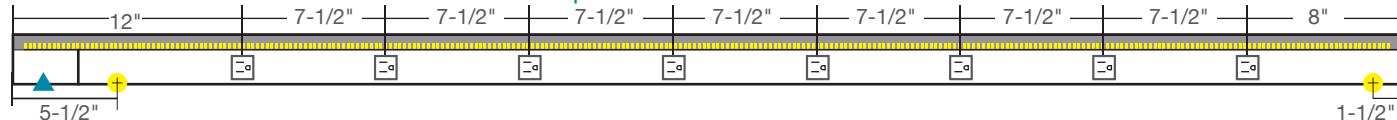
PART NUMBER	DESCRIPTION	DIMENSIONS
T-12W-12V-PI	12 watt AC/DC 2 prong plug-in, 12 volt DC 1 AMP.	2-15/16" x 1-3/16" x 1-13/16"
T-24W-12V-PI	24 watt AC/DC 2 prong plug-in, 12 volt DC 2 AMP.	3-11/16" x 1-7/8" x 1-5/16"
T-36W-12V-PI	36 watt AC/DC 2 prong plug-in, 12 volt DC 3 AMP	3-3/4" x 2" x 1-5/16"
T-60W-12V-PI	60 watt AC/DC 2 prong plug-in, 12 volt DC 5 AMP	5-1/8" x 2-1/16" x 1-1/4"
T-96W-12V-PI	96 watt AC/DC 3 prong plug-in, 12 volt DC 8 AMP.	5-1/2" x 2-3/8" x 1-3/8"
T-120W-12V-PI	120 watt AC/DC 3 prong plug-in, 12 volt DC 10 AMP	6-3/8" x 2-11/16" x 1-1/4"
T-60W-12-WP-HW	60 watt, 12 volt IP67 rated waterproof LED hardwired	6-1/2" x 1-5/8" x 1-1/4"
T-150W-12-WP-HW	150 watt, 12 volt IP67 rated waterproof LED hardwired.	7-3/8" x 2-3/8" x 1-1/2"
T-DT24W-12V-HW	24 watt 12 volt DC dimmable class 2 LED hardwired.	13-3/4" x 3" x 1-5/8"
T-DT48W-12V-HW	48 watt 12 volt DC dimmable class 2 LED hardwired	13-3/4" x 3" x 1-5/8"
T-DT60W-12V-HW	60 watt 12 volt DC dimmable class 2 LED hardwired	13-3/4" x 3" x 1-5/8"
T-DT120W-12V-HW	120 watt 12 volt DC dimmable LED hardwired	15" x 3-1/8" x 2-1/2"
T-WAV-60W-PSR	60 watt AC/DC 2 prong plug-in, 12 volt DC 5 AMP with built in smart LED receiver	7-1/4" x 2-7/8" x 1-5/8"

COMPATIBLE DIMMING SYSTEMS / SWITCHES

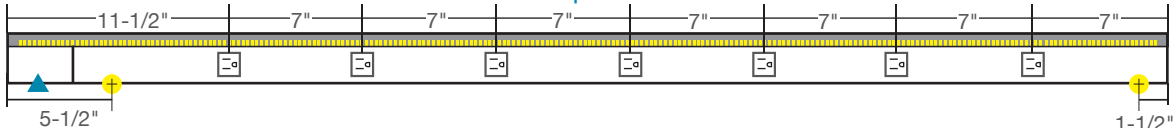
PART NUMBER	DESCRIPTION	DIMENSIONS
T-Q-1Z-WC-RF-Color	Uno 1-Zone LED controller. On / Off / Dimmer. Use with LED Receiver.	2-5/8" x 1-5/16" x 3/8"
T-Q-2Z-WC-RF-Color	Duo 2-Zone LED controller. On / Off / Dimmer. Use with LED Receiver.	2-5/8" x 1-5/16" x 3/8"
T-Q-4Z-WC-RF-Color	Quattro 4-Zone LED controller. On / Off / Dimmer. Use with LED Receiver.	2-5/8" x 1-5/16" x 3/8"
T-TWAV-WR-120	WAV 120 watt smart LED Receiver. Use with a Wireless Controller	4-1/4" x 2-1/4" x 3/8"
T-Q-WR96	96 watt LED Receiver. Use with a Wireless Controller	3-3/8" x 1-1/2" x 13/16"
T-Q-WR240	240 watt LED Receiver. Use with a Wireless Controller.	6-7/16" x 1-7/8" x 15/16"
T-DSS-30W-IR	Infrared (IR) door sensor switch.	3/8" x 1" x 1-1/4"
T-2HDSS-30W-IR	Infrared (IR) door sensor switch with two heads	3/8" x 1" x 1-1/4"
T-MSS-60W	Motion sensor switch	1/2" x 2-1/4"
T-PSS-60W-IR	Infrared (IR) sensor proximity switch.	2-1/4" x 3/8"
T-TDS-60W	LED touch dimmer.	3/8" x 2" x 2"
T-WSS-60W-IR	Infrared (IR) wave sensor switch	2-1/4" x 3/8"
DVLV-600P-Color	600W Diva slide dimmer.	4.69" x 2.94" x 1.31"
T-RS-BK	On / off round switch	15/16"
T-WAV-AC120V-R	WAV 120 volt AC/AC Smart Receiver	1-3/4" x 1-3/4" x 13/16"

USING EXTERNAL power supply – Higher light output – 6 watts per foot

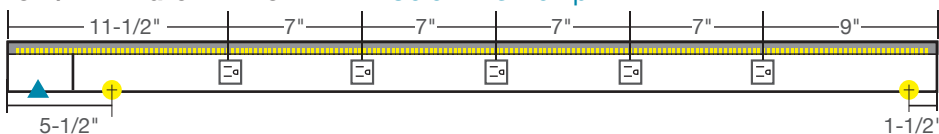
72-1/2" Fixture – LP72HR36NDColorFinishTemp



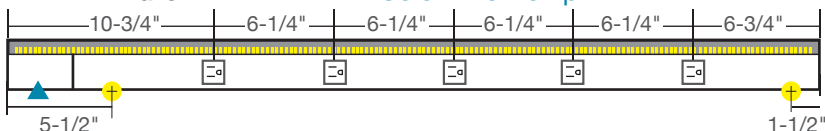
60-1/2" Fixture – LP60HR30NDColorFinishTemp



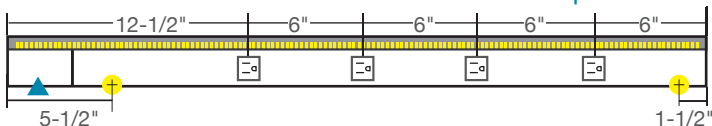
48-1/2" Fixture – LP48HR24NDColorFinishTemp



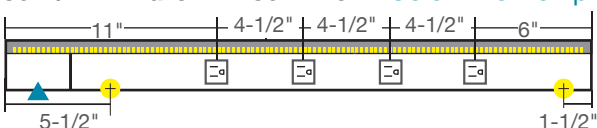
42-12" Fixture – LP42HR21NDColorFinishTemp



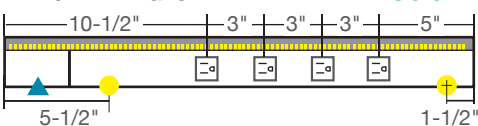
36-1/2" Fixture – LP36HR18NDColorFinishTemp



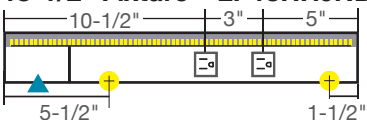
30-1/2" Fixture – LP30HR15NDColorFinishTemp



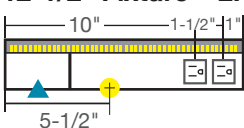
24-1/2" Fixture – LP24HR12NDColorFinishTemp



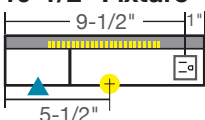
18-1/2" Fixture – LP18HR9NDColorFinishTemp



12-1/2" Fixture – LP12HRM6NDColorFinishTemp



10-1/2" Fixture – LP10HR3NDColorFinishTemp



NOTE: 6" LED board is mounted in center of 10-1/2" fixture

LEGEND

= 15 amp receptacle available in Black (B), Grey (G), or White (W)

= Divider Plate (Low Voltage)

= Knock-out (1-1/2" from right side – 5-1/2" from left side) located on back frame

= Low Voltage Entry (1-1/2" from left side) located on back frame

CUSTOM OPTIONS/DETAILS

- Custom lengths from 10-1/2" – 92"
- 120 volt integral switch (available in Black, Grey, or White)
- Custom receptacle/switch placement
- Receptacles must be a minimum of 1-1/2" apart (on center)
- Receptacles must be a minimum of 1" from right side & 5-1/2" from left side.
Knockout cannot be behind device.
- Custom charges may apply — Call Design Services at 866-848-9094 for a quote, lead time, and assistance with your custom order

