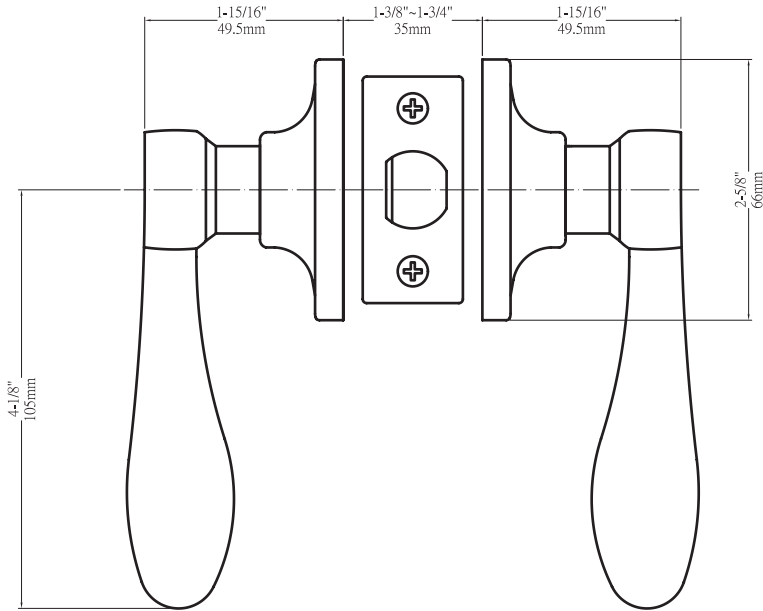


BENNETT®

Old World Quality New Age Design

CALLAN®

DIMENSIONS



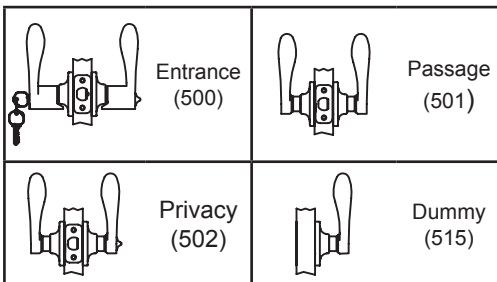
STANDARD SPECIFICATIONS

Door Prep	Cross bore: 2-1/8" Edge bore: 1" Latch face: 1" x 2-1/4"
Backset	Fits 2-3/8" and 2-3/4"
Door Thickness	1-3/8" ~ 1-3/4" door standard
Cylinder	KW1 5-pin standard ; SC1 5-pin optional Entries packed KA5
Latches	Entrance: 2-3/8" & 2-3/4" adjustable (9073) Passage/Privacy: 2-3/8" & 2-3/4" adj. (9074) Faceplate: 1" x 2-1/4" round corner Bolt: 1/2" throw
Strikes	1-3/4" x 2-1/4" full lip round corner (9103)
Wood Screws	Combination screws that suit both wood or metal door mounting
Door Handing	Reversible lever. Handing required for Dummy function & Handleset Interior.

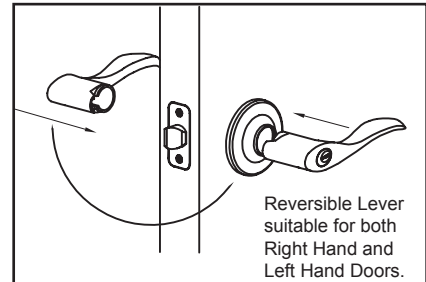
PRICING

Model	Function	WT/CTN	CTN QTY		US3 Bright Brass	US15 Satin Nickel	US15A Antique Nickel	US10BE Edged Bronze	BLACK
500T - BE	Entrance	35 Lbs	20 Pcs	Item No.	BE5103	BE5101	BE5108	BE5107	BE5104
				List Price					
501T - BE	Passage	23 Lbs	20 Pcs	Item No.	BE5013	BE5011	BE5018	BE5017	BE5014
				List Price					
502T - BE	Privacy	24 Lbs	20 Pcs	Item No.	BE5023	BE5021	BE5028	BE5027	BE5024
				List Price					
515 - BE	Dummy	15 Lbs	20 Pcs	Item No.	BE5053	BE5051	BE5058	BE5057	BE5054
				List Price					

FUNCTIONS



HANDING GUIDE



THE DELANEY CO.

Copyright © THE DELANEY CO. All rights reserved.