

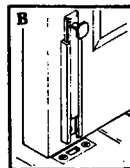
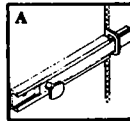
MODERN SURFACE BOLT

FOR USE ON ALL DOORS INCLUDING DOUBLE DOORS AND CABINET DOORS. FEATURES: CONCEALED SCREWS, TWO STRIKES, AND MODERN DESIGN. PROVIDES ADDED SECURITY WITH DECORATIVE ACCENT.

INSTALLATION INSTRUCTIONS

TOOLS REQUIRED: Drill, $\frac{7}{64}$ " drill bit for pilot holes, chisel, Phillips screwdriver, and pencil.

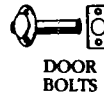
1. Place bolt in desired horizontal or vertical position flush with edge of door. Slide bolt to left, exposing right screw hole, drill and secure.
2. Slide bolt to right, exposing left hole, drill and secure.
3. To install universal strike - (Illustration A) align with bolt, outline, mortise, and secure.
4. To install mortise strike - (Illustration B) align with bolt and outline. Using drill and chisel mortise to depth of $\frac{7}{8}$ ". Secure with screws.



MAINTENANCE INSTRUCTIONS

H.B. Ives Solid Brass products have a clear, protective lacquer coating which helps prevent discoloration. Do not use abrasive waxes or cleaners.

ASK FOR OTHER FINE DECORATIVE HARDWARE BY H.B. IVES



MOD SURFACE BOLT 6" C40B3 BRT

MADE IN U.S.A.